



Metal Mesh

- ◆ comprehensive stock range ◆ sheared to size service
- ◆ mild steel / galvanised / stainless steel / aluminium
- ◆ bespoke made to order service ◆ various finishes available
- ◆ security mesh range ◆ competitive prices

Expanded Metal & Mesh Products

◆ tel: freephone 0800 999 2089 / 01386 555 500 ◆ fax: 01386 555 200 ◆
◆ email: sales@metal-mesh.co.uk ◆ www.metal-mesh.co.uk ◆

Expanded Metal Stock Range

Raised Mesh

Ref No.	Mesh Pitch (mm)		Strand Width	Strand Thickness	Weight kg/m ²	Sheet Size LWD x SWD	Material Type
	LW	SW					
06-20	5.84	3.50	0.79	0.60	2.11	1250 x 1250	Mild Steel
10-09	10.24	5.64	1.55	0.90	4.30	1250 x 1250	Mild Steel
19-98	19.05	7.43	1.70	0.90	3.23	1250 x 2500	Mild Steel
28-96	28.58	9.52	1.98	1.20	3.92	2440 x 1220	Mild Steel
30-95	30.48	11.72	1.98	1.60	4.24	2440 x 1220	Mild Steel
38-97	38.10	16.48	2.25	1.60	3.43	2440 x 1220	Mild Steel
50-88	50.80	22.58	3.89	3.00	8.09	2440 x 1220	Mild Steel
50-89 *	50.80	22.58	3.12	3.00	6.52	2440 x 1220	Mild Steel
50-89 *	50.80	22.58	3.12	3.00	6.52	2440 x 1220	H D Galv
50-93	50.80	22.58	3.05	1.60	3.39	2440 x 1220	Mild Steel
76-92	76.20	33.87	3.58	3.00	4.97	2440 x 1220	Mild Steel
85-96	85.73	40.64	3.18	3.00	3.67	2440 x 1220	Mild Steel
10-95	101.60	50.80	5.03	3.00	4.66	2440 x 1220	Mild Steel
10-97	101.60	50.80	3.35	3.00	3.11	2440 x 1220	Mild Steel
11-99	114.30	39.33	4.60	3.00	5.48	2440 x 1220	Mild Steel
06-01A	5.84	3.50	0.79	0.50	0.61	625 x 1250	Aluminium
10-51A	10.24	5.64	1.55	0.90	1.34	1250 x 1250	Aluminium
10-51AG	10.24	5.64	1.55	0.90	1.34	1250 x 1250	Gold Anodised Aluminium
30-96A	30.48	11.72	2.36	1.20	1.28	2500 x 1250	Aluminium
30-98A	30.48	12.50	1.60	1.20	0.81	1250 x 2500	Aluminium
50-89A	50.80	22.58	3.12	3.00	2.25	2500 x 1250	Aluminium
06-27S	5.84	3.39	0.80	0.50	1.74	1250 x 1250	Stainless 304
19-98S	19.05	7.26	1.71	0.90	3.47	1250 x 2500	Stainless 304
SS-EML	30.00	10.50	1.50	0.50	1.05	2500 x 700	Stainless 304
30-94G	30.00	11.10	1.83	0.90	2.41	2500 x 700	Pre-Galv

Micro Mesh (available off the roll and sold by the metre)

Ref No.	Mesh Pitch (mm)		Strand Width	Strand Thickness	Weight kg/m ²	Sheet Size LWD x SWD	Material Type
	LW	SW					
01-41MM	1.00	0.67	0.20	0.15	0.80	212mm Coil	Stainless 304
015-57MM	1.50	1.00	0.33	0.15	0.82	300mm Coil	Stainless 304
03-01A	3.00	1.81	0.28	0.30	0.25	610mm x 7.62m & 10.00m	Aluminium
03-27MM	3.00	1.81	0.25	0.15	0.34	150mm & 500mm Coil	Stainless 304

Walkway Mesh

Ref No.	Mesh Pitch (mm)		Strand Width	Strand Thickness	Weight kg/m ²	Sheet Size LWD x SWD	Material Type
	LW	SW					
38-78WRN	38.10	13.85	4.75	2.50	13.40	1220 x 1525	Mild Steel
38-76W	38.10	16.93	4.75	3.00	13.20	2440 x 1220	Mild Steel
60-96W	60.96	25.40	6.10	4.50	17.29	2440 x 1220	Mild Steel
60-96WR	60.96	25.40	6.10	4.50	17.29	1220 x 2440	Mild Steel
12-96W	121.92	33.87	6.35	4.50	13.20	2440 x 1220	Mild Steel
12-96WR	121.92	33.87	6.35	4.50	13.20	1220 x 2440	Mild Steel
12-99WR	121.92	35.85	9.53	6.00	24.98	1220 x 2440	Mild Steel
12-94W	121.92	38.10	13.25	6.00	32.60	2440 x 1220	Mild Steel
12-94W	121.92	38.10	13.25	6.00	32.60	2000 x 1000	Mild Steel
60-96WA	60.96	25.40	5.82	5.00	6.05	2500 x 1250	Aluminium
60-96WSR-304	60.96	24.90	6.10	4.00	16.05	1250 x 2440	Stainless 304
60-96WSR-316	60.96	24.90	6.10	4.00	16.05	1250 x 2440	Stainless 316

* Mesh images shown on back page.

We offer a comprehensive range of non standard items, made to your specific requirements. Please ask for details.

Expanded Metal Stock Range

Flattened Mesh

Ref No.	Mesh Aperture (mm)		Strand Width	Strand Thickness	Weight kg/m ²	Sheet Size LWD x SWD	Material Type
	LW	SW					
10-17F	6.85	3.56	1.30	0.90	2.97	1250 x 2500	Mild Steel
30-79F	23.11	5.84	3.20	1.52	6.27	2440 x 1220	Mild Steel
30-80F	24.38	7.11	2.39	1.14	3.64	2440 x 1220	Mild Steel
30-81F	24.38	7.87	2.06	1.47	4.07	2440 x 1220	Mild Steel
38-84F	32.77	10.92	3.18	1.50	4.41	2440 x 1220	Mild Steel
38-85F	33.53	12.45	2.31	1.14	2.47	2440 x 1220	Mild Steel
50-73F*	42.93	14.22	4.60	2.69	8.59	2440 x 1220	Mild Steel
50-74F	39.12	18.29	4.72	2.74	7.55	1220 x 2440	Mild Steel
50-76F*	43.43	18.03	2.31	1.14	1.85	1250 x 2500	Mild Steel
50-76F*	43.43	18.03	2.31	1.14	1.85	2440 x 1220	Mild Steel
50-76F*	43.43	18.03	2.31	1.14	1.85	2440 x 1220	Pre-Galv
50-77F	43.18	17.27	3.23	1.45	3.24	2440 x 1220	Mild Steel
60-90F	42.93	17.00	6.00	3.70	13.16	1220 x 2440	Mild Steel
85-93F	77.47	27.18	6.53	2.90	7.15	2440 x 1220	Mild Steel
85-94F	69.84	37.08	5.49	2.16	3.97	1220 x 2440	Mild Steel
19-94AF	13.97	4.83	1.80	0.90	1.03	1250 x 2500	Aluminium
38-85AF	35.05	11.94	2.34	1.14	0.87	1250 x 2500	Aluminium
50-74AF	40.64	17.78	4.00	2.90	2.82	1250 x 2500	Aluminium
19-94SF	14.22	4.30	1.83	0.90	3.00	1250 x 2500	Stainless 304
19-94SF 316	14.22	4.30	1.83	0.90	3.00	1250 x 1830	Stainless 316
30-76SF	25.00	8.00	1.98	1.09	2.93	2500 x 1250	Stainless 304
30-81SF 316	25.00	8.00	1.98	1.35	4.05	2500 x 1250	Stainless 316
38-82SF	33.50	12.35	2.05	1.09	2.15	2500 x 1250	Stainless 304
50-73SF	42.50	14.50	3.90	3.00	8.60	2440 x 1220	Stainless 304
08-64FG	5.00	3.45	1.30	0.70	2.35	1250 x 2500	Pre-Galv

Security Mesh (Flattened)


Ref No.	Mesh Pitch (mm)		Strand Width	Strand Thickness	Weight kg/m ²	Sheet Size LWD x SWD	Material Type
	LW	SW					
30-80F	24.38	7.11	2.39	1.14	3.64	2440 x 1220	Mild Steel
50-76F*	43.43	18.03	2.31	1.14	1.85	1250 x 2500	Mild Steel
50-76F*	43.43	18.03	2.31	1.14	1.85	2440 x 1220	Mild Steel
50-76F*	43.43	18.03	2.31	1.14	1.85	2440 x 1220	Pre-Galv
50-73F*	42.93	14.22	4.60	2.69	8.59	2440 x 1220	Mild Steel
60-90F	42.93	17.00	6.00	3.70	13.16	1220 x 2440	Mild Steel

Security Mesh (Raised)


Ref No.	Mesh Pitch (mm)		Strand Width	Strand Thickness	Weight kg/m ²	Sheet Size LWD x SWD	Material Type
	LW	SW					
50-89*	50.80	22.58	3.12	3.00	6.52	2440 x 1220	Mild Steel
50-89 *	50.80	22.58	3.12	3.00	6.52	2440 x 1220	H D Galv
85-96	85.73	40.64	3.18	3.00	3.67	2440 x 1220	Mild Steel

* Mesh images shown on back page.


We offer a comprehensive range of non standard items, made to your specific requirements. Please ask for details.




Ref No. 06-20



Ref No. 19-98




Ref No. 30-95



Ref No. 38-97



Ref No. 50-93




Ref No. 12-96W




Ref No. 30-79F



Ref No. 38-78WRN



Ref No. 50-74F



Ref No. 60-96W



Ref No. 38-85F

Security Mesh Stock Range



Ref No. 50-76F

A light duty security mesh suitable for internal wall security, partitions, ceilings and roofs.

Stock size: 1250mm x 2500mm



Ref No. 50-73F

A heavy duty security mesh suitable for internal wall security, partitions, ceilings and roofs.

Available in hot dip galvanised finish.

Stock Size: 2440mm x 1220mm



Ref No. 50-89


A heavy duty raised security mesh suitable for internal or external brickwork and can act as a key for render or plaster finishes when galvanised.

Stock size: 2440mm x 1220mm

Security mesh acts as a cost effective, preventative measure to secure internal and external walls, ceilings and roofs from intruders.

Available as standard sheets or cut to size.

- ◆ Fix at 450mm centres to stud wall
- ◆ Timber Stud: 38mm galvanised staples, screws or nails with 25mm washer
- ◆ Metal Stud: 30mm self tapping screws with 25mm washer
- ◆ Brickwork: 50mm screw & plug with 25mm washer



M
Metal Mesh

Metal Mesh UK Limited

15-17 Kempton Road Keytec 7 Business Park
Pershore Worcestershire WR10 2TA

tel: freefone 0800 999 2089 / 01386 555 500

fax: 01386 555 200

email: sales@metal-mesh.co.uk

www.metal-mesh.co.uk