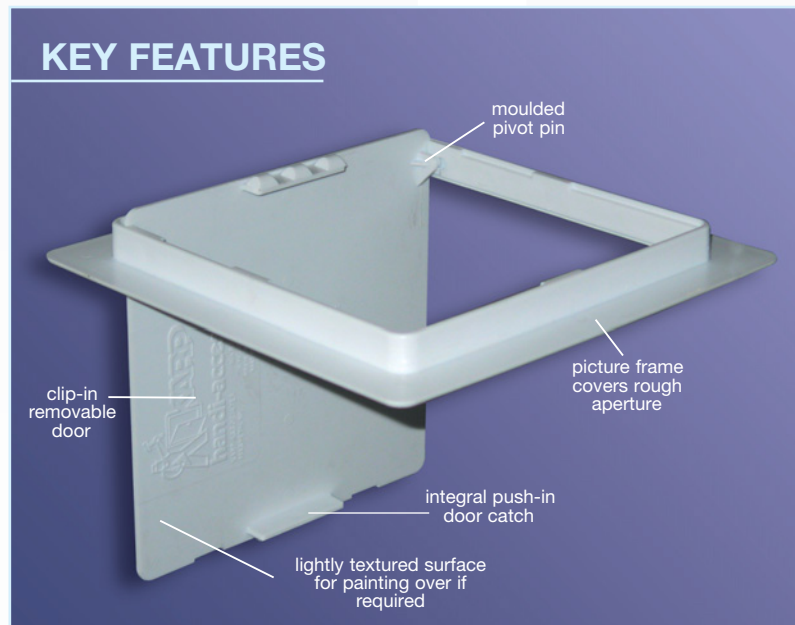





# 2000 series

## Simple Multi-Functional 'Handi-Access' Panel for all ceiling and wall situations

### NON FIRE RATED



Regular access point in mineral fibre suspended ceiling. Essential if tile hold-down clips are being used.

### INTRODUCTION

The Profab 2000 series plastic access panel provides a simple, economic, non-locking solution to ceilings and walls in a multitude of situations, whether they be new-build or retro-fitted after remedial work.

### DESCRIPTION

#### COMPOSITION & MANUFACTURE

**Door/Frame:** The door and frame are manufactured separately from injection moulded high-impact white styrene plastic to a nominal material thickness of 3.5mm. Finish is self-colour white, lightly textured for painting or wall papering on-site if required. The door is easily removable from the frame requiring no tools. A simple pivot is moulded into the door rear. The door is kept closed by concealed, integral location lugs. No locking facility is available on this range. The door can easily be opened with a standard flat-head screwdriver.

#### SIZES & WEIGHTS

Dim X	Dim Y	Kgs
100	150	0.15
150	230	0.22
200	200	0.30
350	350	0.48
450	450	1.00
550	550	1.50

All dimensions in millimetres. Please note we do not recommend sizes greater 350mm x 350mm for ceiling applications.

#### KEY POINTS TO NOTE

- 1 X and Y dimensions are nominal outside rear frame.
2. Overall frame depth is 21mm with the door in the closed position. The door in the fully open position adds a further 8mm along the hinge side.
3. Structural opening required for installation should be 6-8mm larger than the panel size selected.
4. Clear available access when installed, with door in the fully open position is (X-32mm) x (Y-12mm).

#### FIRE PERFORMANCE



2000 series products are not fire rated.

#### APPLICATIONS & USES

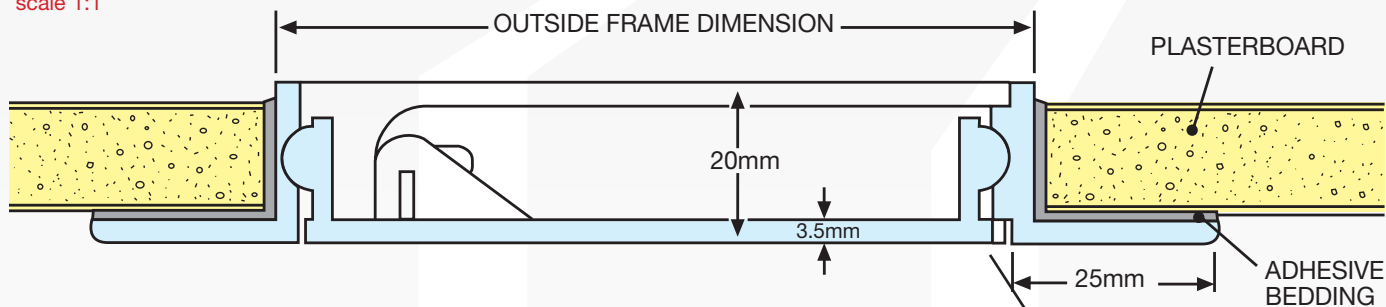
The 2000 series 'Handi-Access' can be used in a multitude of situations where access to valves, plumbing and switches etc, requires simple un-hindered access without the need for security. It is ideally suited to domestic/residential situations, either as a new-build or retro-fit following remedial work.

# 2000 series

## TYPICAL DETAILS

All support angles, channels and fixings by contractor unless stated otherwise.

Fig.1  
scale 1:1



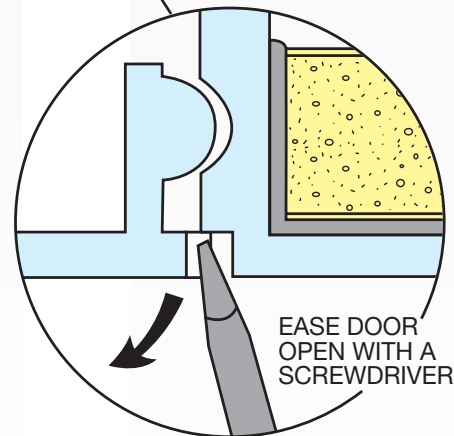
## SPECIFICATIONS

### EXAMPLE:

Access panel type 2000 series 'Handi-Access'. Size 200 x 200mm manufactured from white high-impact styrene plastic. Supplied by Profab Access Limited.

### OTHER OPTIONS

The 2000 series access panel range is designed to provide a simple, economic means of accessing building services. No other options are available in this range. However, Profab do manufacture a wide range of metal access panels. Their manufacturing flexibility provides for bespoke designs, alternative sizes, locks and paint colours. Discussions with Profab should take place at the earliest opportunity when specifications are being considered.



## INSTALLATION

Correct sized apertures can be roughly cut through the ceiling or wall membrane. Dust and debris should be cleared from the surfaces before the panel is bonded in position using a silicone adhesive. Due to the lightweight nature of the panel, most membranes will support the panel weight without any further support. Typical fixing details are shown on this data sheet.

## OPERATION

The panel is a snap-shut friction-fit design that keeps the door closed in its frame. Simple opening using a flat-head screwdriver inserted into the small notches along the door edge, then gently levering the door open.

## SUPPLY

Available through a network of distributors. Refer to Profab for guidance.

## TECHNICAL SERVICES

### ADVISORY

If there is any doubt about the information given in this data sheet or the intended product usage, then PROFAB should be consulted. We are only too pleased to advise on the use of our products. Technical representation is available at all stages of a project. In-house manufacturing enables us to offer full flexibility in product design for projects that need to meet specific design criteria.

### QUALITY & DEVELOPMENT

PROFAB access panels are manufactured under strictly controlled quality systems and so we reserve the right to amend any of our published information and specifications deemed necessary as a part of our continuous product development and improvement policy, without prior notice.